



Lupane State University

Building Communities through Knowledge

LSU STUDENT'S PORTAL


A guide on how to access the student's portal and registration

1. Accessing the student portal and viewing of results

- Open any browser application on your laptop/desktop/tablet/smartphone and visit <https://portal.lsu.ac.zw/portal/login>. This will land you on the page below:

Portal

portal.lsu.ac.zw/portal/login




Login

Sign In to your account

[Login](#) [Forgot password?](#)

LSU Students Portal

Please login to start your session



FACULTY OF AGRICULTURAL SCIENCES

Enter your username (Usually StudentNumber) and password which is ID number in the format or once assigned to you.

LSU STUDENT PORTAL

portal.lsu.ac.zw/portal/

LSU Logo

Home / Website

E-Mail Dashboard

REGISTER YOUR NETONE NUMBER TO ACCESS DZIDZO INTEF

Nancy Nyaradzo
Manase
PROFILE

View More

Balance:
\$241.0386
Outstanding

Make Payment

Status: Unregistered
REGISTRATION

View More

Published
RESULTS

View More

Exam
TIMETABLE

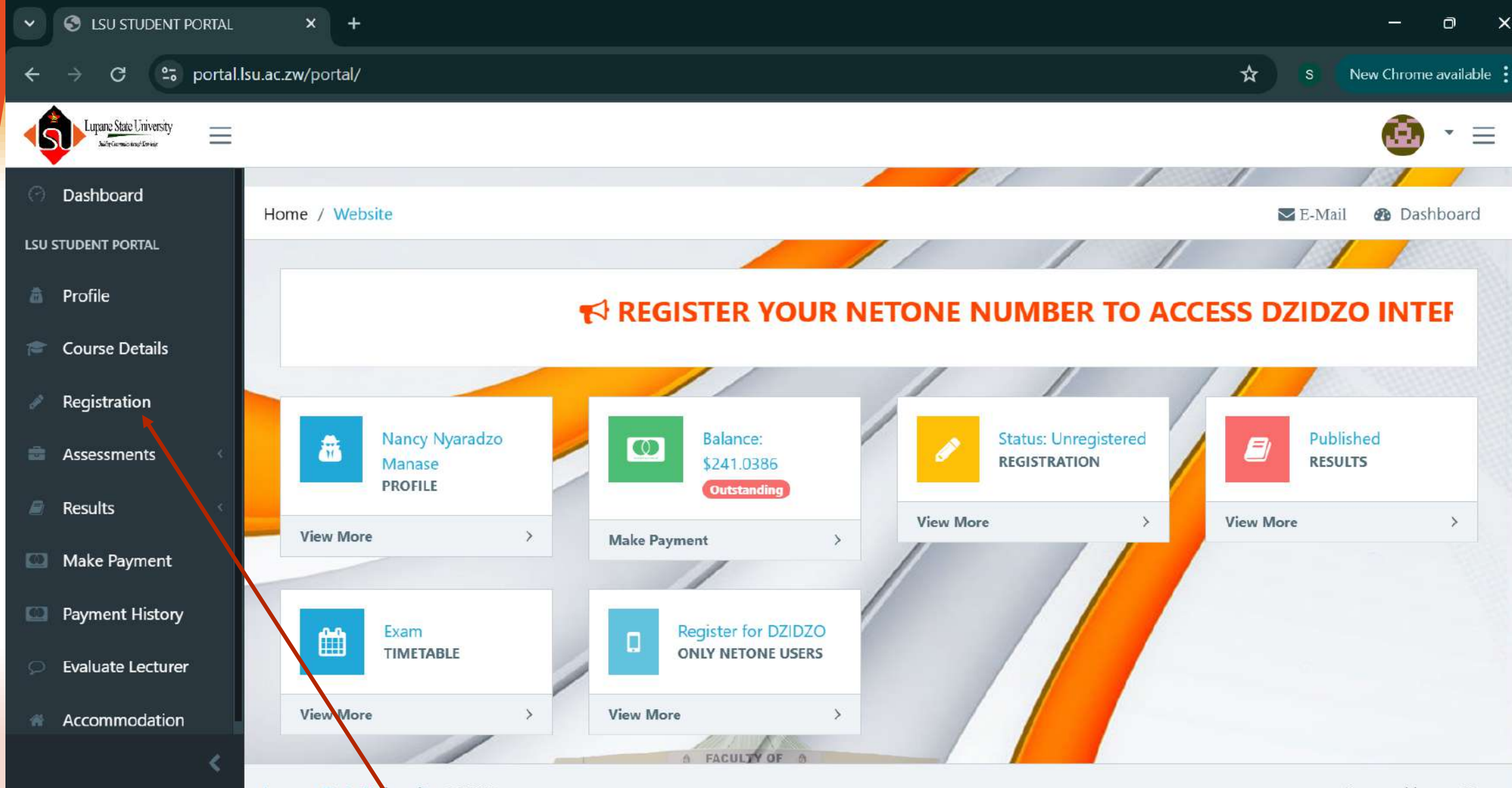
View More

Register for DZIDZO
ONLY NETONE USERS

View More

- Dashboard
- LSU STUDENT PORTAL
- Profile
- Course Details
- Registration
- Assessments
- Results
- Make Payment
- Payment History
- Evaluate Lecturer
- Accommodation

After a successful login you will see your dashboard with your details, registration status, balance e.t.c and the sidebar menu



After logging in, if status is Unregistered, click on Registration

LSU STUDENT PORTAL

portal.lsu.ac.zw/portal/registration

Lucerne State University
Building Character through Knowledge

Dashboard

LSU STUDENT PORTAL

Profile

Course Details

Registration

Assessments

Results

Make Payment

Payment History

Evaluate Lecturer

Accommodation

Bachelor of Science Special Honours Degree in Monitoring and Evaluation Modules

Name	Code	Part	Semester
Impact Assessment Designs	HSME1212	1	2 <input checked="" type="checkbox"/>
Gender Analysis in Monitoring and Evaluation	HSME1213	1	2 <input checked="" type="checkbox"/>
Evaluation Project (Dissertation)	HSME1216	1	2 <input checked="" type="checkbox"/>
Quantitative and Qualitative Methods for Evaluation Studies	HSME_1214	1	2 <input checked="" type="checkbox"/>
Geo Information Systems (GIS) for Monitoring and Evaluation	HSME_1215	1	2 <input checked="" type="checkbox"/>

Registered Modules

- Impact Assessment Designs
- Gender Analysis in Monitoring and Evaluation
- Evaluation Project (Dissertation)
- Quantitative and Qualitative Methods for Evaluation Studies
- Geo Information Systems (GIS) for Monitoring and Evaluation

Register

On clicking registration it takes you to this page where you select the courses for the semester. Make sure you tick all courses.

After ticking the courses.
Click on the button
Register

After a successful registration, you should see the message below

The screenshot shows the LSU Student Portal interface. At the top, a green banner displays the message "Registration Updated Successfully !!". Below this, the main content area is titled "Bachelor of Science Special Honours Degree in Monitoring and Evaluation Modules". It contains a table with the following data:

Name	Code	Part	Semester
Impact Assessment Designs	HSME1212	1	2
Gender Analysis in Monitoring and Evaluation	HSME1213	1	2
Evaluation Project (Dissertation)	HSME1216	1	2
Quantitative and Qualitative Methods for Evaluation Studies	HSME_1214	1	2
Geo Information Systems (GIS) for Monitoring and Evaluation	HSME_1215	1	2

To the right of the table, a sidebar titled "Registered Modules" lists the same five modules. At the bottom right of the table, there is a yellow button labeled "Register". The left sidebar of the portal includes links to Dashboard, Profile, Course Details, Registration, Assessments, Results, Make Payment, Payment History, Evaluate Lecturer, and Accommodation.

For registration, the student should have paid all their fees. If not paid up, they see the message below prompting them to pay the fees balance

The screenshot shows the LSU Student Portal interface. The browser address bar displays 'portal.lsu.ac.zw/portal/registration'. The left sidebar contains navigation links: Dashboard, Profile, Course Details, Registration (highlighted), Assessments, Results, Make Payment, Payment History, Evaluate Lecturer, and Accommodation. The main content area is titled 'Registration' and features a red message box stating: 'Please Pay \$241.0386 in order to register'. Below this, a table lists modules for the 'Bachelor of Science Special Honours Degree in Monitoring and Evaluation'. To the right, a section titled 'Registered Modules' lists the same three modules.

LSU STUDENT PORTAL

portal.lsu.ac.zw/portal/registration

Home / Website

E-Mail Dashboard

Registration

- Please Pay \$241.0386 in order to register

Bachelor of Science Special Honours Degree in Monitoring and Evaluation Modules

Name	Code	Part	Semester
Impact Assessment Designs	HSME1212	1	2 <input type="checkbox"/>
Gender Analysis in Monitoring and Evaluation	HSME1213	1	2 <input type="checkbox"/>
Evaluation Project (Dissertation)	HSME1216	1	2 <input type="checkbox"/>

Registered Modules

- Impact Assessment Designs
- Gender Analysis in Monitoring and Evaluation
- Evaluation Project (Dissertation)
- Quantitative and Qualitative Methods for Evaluation Studies
- Geo Information Systems (GIS) for Monitoring and Evaluation

After registering successfully, click on Course Details to view your courses

LSU STUDENT PORTAL

portal.lsu.ac.zw/portal/registration

Registration Updated Successfully !!

Bachelor of Science Special Honours Degree in Monitoring and Evaluation Modules

Name	Code	Part	Semester
Impact Assessment Designs	HSME1212	1	2 <input type="checkbox"/> ✕
Gender Analysis in Monitoring and Evaluation	HSME1213	1	2 <input type="checkbox"/> ✕
Evaluation Project (Dissertation)	HSME1216	1	2 <input type="checkbox"/> ✕
Quantitative and Qualitative Methods for Evaluation Studies	HSME_1214	1	2 <input type="checkbox"/> ✕
Geo Information Systems (GIS) for Monitoring and Evaluation	HSME_1215	1	2 <input type="checkbox"/> ✕

Register

Registered Modules

- Impact Assessment Designs
- Gender Analysis in Monitoring and Evaluation
- Evaluation Project (Dissertation)
- Quantitative and Qualitative Methods for Evaluation Studies
- Geo Information Systems (GIS) for Monitoring and Evaluation

LSU STUDENT PORTAL

- Dashboard
- Profile
- Course Details
- Registration
- Assessments
- Results
- Make Payment
- Payment History
- Evaluate Lecturer
- Accommodation

LSU STUDENT PORTAL

portal.lsu.ac.zw/portal/getCourse

LSU Lupane State University

Dashboard

LSU STUDENT PORTAL

Profile

Course Details

Registration

Assessments

Results

Make Payment

Payment History

Evaluate Lecturer

Accommodation

Course Details

View Course

Programme Code	DS/BS/ME/01
Programme Name	Bachelor of Science Special Honours Degree in Monitoring and Evaluation
Department	Development Studies
Duration (Yrs)	1.0

Syllabus Structure

[Part 1 Modules](#)

Lupane State University © 2025

Powered by vev@ne

The Course Details page confirms your Programme details. Click on the Part Modules to see your courses.

On clicking the Part Modules, It will load the courses for the current Year or Part for both semesters

The screenshot displays the LSU Student Portal interface. The browser's address bar shows the URL `portal.lsu.ac.zw/portal/getCourse`. The portal's header includes the university logo and a navigation menu. A sidebar on the left lists various services: Dashboard, Profile, Course Details, Registration, Assessments, Results, Make Payment, Payment History, Evaluate Lecturer, and Accommodation. The main content area is divided into two sections. The left section, titled 'Course Details', contains a table with the following information:

Programme Code	DS/BS/ME/01
Programme Name	Bachelor of Science Special Honours Degree in Monitoring and Evaluation
Department	Development Studies
Duration (Yrs)	1.0

The right section, titled 'Part 1 Modules', lists the following modules:

- General Principles in Monitoring and Evaluation Studies
- Monitoring and Evaluation Planning
- Thematic Issues in Monitoring and Evaluation
- Impact Assessment Designs
- Gender Analysis in Monitoring and Evaluation
- Evaluation Project (Dissertation)
- Data Collection Methods for Monitoring and Evaluation
- Computer Packages for Data Analysis in Monitoring and Evaluation
- Quantitative and Qualitative Methods for Evaluation Studies

Click on the "Dashboard" to
load the dashboard

LSU STUDENT PORTAL

portal.lsu.ac.zw/portal/getCourse

Lupane State University
Advancing the Quality of Education

Dashboard

LSU STUDENT PORTAL

Profile

Course Details

Registration

Assessments

Results

Make Payment

Payment History

Evaluate Lecturer

Accommodation

Programme Code	DS/BS/ME/01
Programme Name	Bachelor of Science Special Honours Degree in Monitoring and Evaluation
Department	Development Studies
Duration (Yrs)	1.0

Part 1 Modules

Module
General Principles in Monitoring and Evaluation Studies
Monitoring and Evaluation Planning
Thematic Issues in Monitoring and Evaluation
Impact Assessment Designs
Gender Analysis in Monitoring and Evaluation
Evaluation Project (Dissertation)
Data Collection Methods for Monitoring and Evaluation
Computer Packages for Data Analysis in Monitoring and Evaluation
Quantitative and Qualitative Methods for Evaluation Studies

FACULTY OF AGRICULTURAL SCIENCES

The dashboard shows you your status which should be “Registered”. This sums up the registration procedure.

The screenshot displays the LSU Student Portal interface. At the top, the browser address bar shows 'portal.lsu.ac.zw/portal/'. The page header includes the 'Lupane State University' logo and navigation links for 'E-Mail' and 'Dashboard'. A dark sidebar on the left lists various portal functions: Dashboard, Profile, Course Details, Registration, Assessments, Results, Make Payment, Payment History, Evaluate Lecturer, and Accommodation. The main content area features a 'BUNDLES!' banner and a grid of six informational cards. A red arrow points from the text above to the 'Status: Registered' card. The cards contain the following information:

- Nancy Nyaradzo Manase PROFILE** (with a 'View More' link)
- Balance: \$241.0386** (with a red 'Outstanding' tag and a 'Make Payment' link)
- Status: Registered REGISTRATION** (with a 'View More' link) - This card is highlighted by a red arrow.
- Published RESULTS** (with a 'View More' link)
- Exam TIMETABLE** (with a 'View More' link)
- Register for DZIDZO ONLY NETONE USERS** (with a 'View More' link)

The footer of the page includes the text 'Lupane State University © 2025' and 'FACULTY OF'.

Viewing your coursework/Assessment

Click on Assessments drop down on the side menu. This will show you the parts you want to view assessment for.

The screenshot displays the LSU Student Portal interface. The browser address bar shows the URL `portal.lsu.ac.zw/portal/`. The portal header includes the LSU logo and navigation links for E-Mail and Dashboard. A prominent banner reads: **REGISTER YOUR NETONE NUMBER TO ACCESS DZIDZO INTERNET BUNDLES!**

The left sidebar menu is expanded, showing the following options: Dashboard, LSU STUDENT PORTAL, Profile, Course Details, Registration, **Assessments** (highlighted with a blue bar and a dropdown arrow), Part 1, Part 2, Part 3, Part 4, and Results. An orange arrow points from the text instruction to the Assessments dropdown menu.

The main content area displays several user-specific tiles:

- Nancy Nyaradzo Manase PROFILE** (with a 'View More' link)
- Balance: \$241.0386** (with a red 'Outstanding' tag and a 'Make Payment' link)
- Status: Registered REGISTRATION** (with a 'View More' link)
- Published RESULTS** (with a 'View More' link)
- Exam TIMETABLE** (with a 'View More' link)
- Register for DZIDZO ONLY NETONE USERS** (with a 'View More' link)

The footer of the page includes the text 'FACULTY OF' and 'Lusape State University © 2025'.

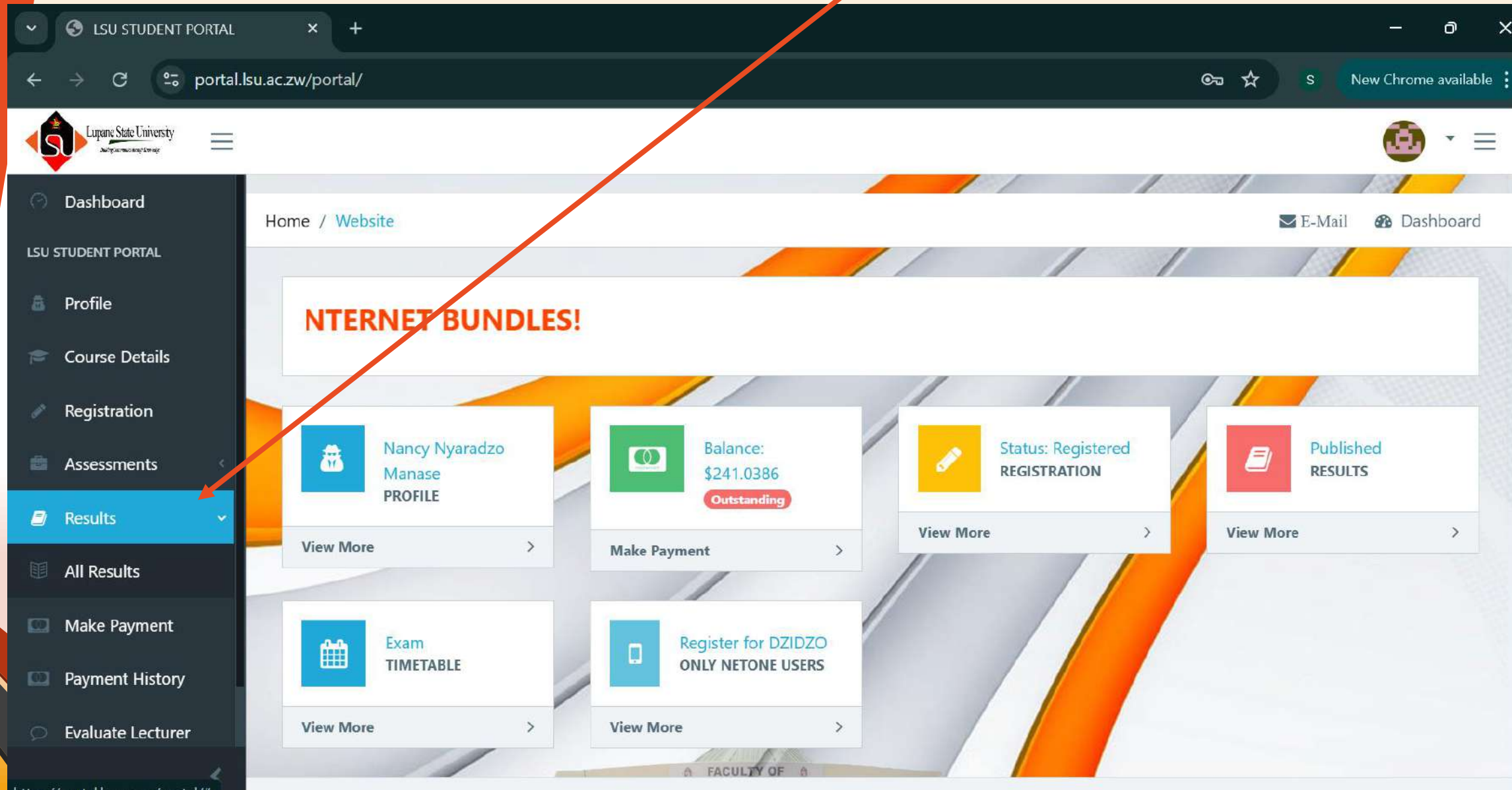
After clicking on the part, you will be able to see your coursework mark for all modules for that part for both Semester 1 and 2.

The screenshot shows a web browser with the address bar displaying 'portal.lsu.ac.zw/portal/getAssessments/1'. The page title is 'Part 1 Assessment Results'. On the left, a sidebar menu lists 'Assessments' and 'Part 1' (highlighted with a blue bar and an orange arrow). The main content area shows a table of assessment results for Part 1.

Module	Year	Part	Semester	Mark
Impact Assessment Designs	2024	1	2	54
Gender Analysis in Monitoring and Evaluation	2024	1	2	81.8
Quantitative and Qualitative Methods for Evaluation Studies	2024	1	2	69.5
General Principles in Monitoring and Evaluation Studies	2023	1	1	0
Monitoring and Evaluation Planning	2023	1	1	64
Thematic Issues in Monitoring and Evaluation	2023	1	1	68
Data Collection Methods for Monitoring and Evaluation	2023	1	1	77

Accessing your results on the student portal

After you have logged in to your student portal. Click on results to view your results



The screenshot shows the LSU Student Portal interface. The browser address bar displays 'portal.lsu.ac.zw/portal/'. The left sidebar contains a menu with the following items: Dashboard, LSU STUDENT PORTAL, Profile, Course Details, Registration, Assessments, Results (highlighted in blue with a dropdown arrow), All Results, Make Payment, Payment History, and Evaluate Lecturer. The main content area features a banner for 'INTERNET BUNDLES!' and several user-specific cards for Nancy Nyaradzo Manase. These cards include: a profile card with a 'View More' link; a balance card showing '\$241.0386' with an 'Outstanding' status and a 'Make Payment' link; a registration card showing 'Status: Registered' with a 'View More' link; a published results card with a 'View More' link; an exam timetable card with a 'View More' link; and a card to 'Register for DZIDZO ONLY NETONE USERS' with a 'View More' link. The top right of the page includes links for 'E-Mail' and 'Dashboard'.

LSU STUDENT PORTAL

portal.lsu.ac.zw/portal/

LSU Luapane State University

Home / Website

E-Mail Dashboard

INTERNET BUNDLES!

Nancy Nyaradzo Manase PROFILE

View More

Balance: \$241.0386
Outstanding

Make Payment

Status: Registered REGISTRATION

View More

Published RESULTS

View More

Exam TIMETABLE

View More

Register for DZIDZO ONLY NETONE USERS

View More

FACULTY OF

After clicking on results, it triggers a dropdown with "All Results".
Click on All results to view your results

The screenshot shows the LSU Student Portal interface. The browser address bar displays 'portal.lsu.ac.zw/portal/'. The page header includes the LSU logo and navigation links for 'E-Mail' and 'Dashboard'. A large banner reads 'REGISTER YOUR NETONE NUMBER TO ACCESS DZIDZO INTERNET BUNDLES!'. The main content area features several user-specific cards: 'Nancy Nyaradzo Manase PROFILE', 'Balance: \$241.0386 Outstanding', 'Status: Registered REGISTRATION', 'Published RESULTS', 'Exam TIMETABLE', and 'Register for DZIDZO ONLY NETONE USERS'. A dark sidebar on the left contains the 'LSU STUDENT PORTAL' menu with options: Dashboard, Profile, Course Details, Registration, Assessments, Results, All Results (highlighted with a red arrow), Make Payment, Payment History, and Evaluate Lecturer. The bottom of the page shows the URL 'https://portal.lsu.ac.zw/portal/getAllResults' and a footer with 'FACULTY OF' and 'Lupane State University © 2025'.

LSU STUDENT PORTAL

portal.lsu.ac.zw/portal/

Home / Website

E-Mail Dashboard

REGISTER YOUR NETONE NUMBER TO ACCESS DZIDZO INTERNET BUNDLES!

Nancy Nyaradzo Manase PROFILE

Balance: \$241.0386 Outstanding

Status: Registered REGISTRATION

Published RESULTS

Exam TIMETABLE

Register for DZIDZO ONLY NETONE USERS

LSU STUDENT PORTAL

- Dashboard
- Profile
- Course Details
- Registration
- Assessments
- Results
- All Results**
- Make Payment
- Payment History
- Evaluate Lecturer

https://portal.lsu.ac.zw/portal/getAllResults

FACULTY OF

Lupane State University © 2025

After Clicking on All Results, You are able to view all your results including your part aggregates and Remarks. You can also see your Degree class after completing your studies.

LSU STUDENT PORTAL

portal.lsu.ac.zw/portal/getAllResults

Download Transcript

LSU STUDENT PORTAL

- Dashboard
- Profile
- Course Details
- Registration
- Assessments
- Results**
- All Results
- Make Payment
- Payment History
- Evaluate Lecturer

Name	Year	Part	Semester	Grade
Geo Information Systems (GIS) for Monitoring and Evaluation	2024	1	2	2.1
Quantitative and Qualitative Methods for Evaluation Studies	2024	1	2	3
Evaluation Project (Dissertation)	2024	1	2	2.1
Impact Assessment Designs	2024	1	2	3
Gender Analysis in Monitoring and Evaluation	2024	1	2	2.1
Data Collection Methods for Monitoring and Evaluation	2023	1	1	2.1
Thematic Issues in Monitoring and Evaluation	2023	1	1	2.2
Computer Packages for Data Analysis in Monitoring and Evaluation	2023	1	1	3
Monitoring and Evaluation Planning	2023	1	1	2.2

Degree Class 2.2

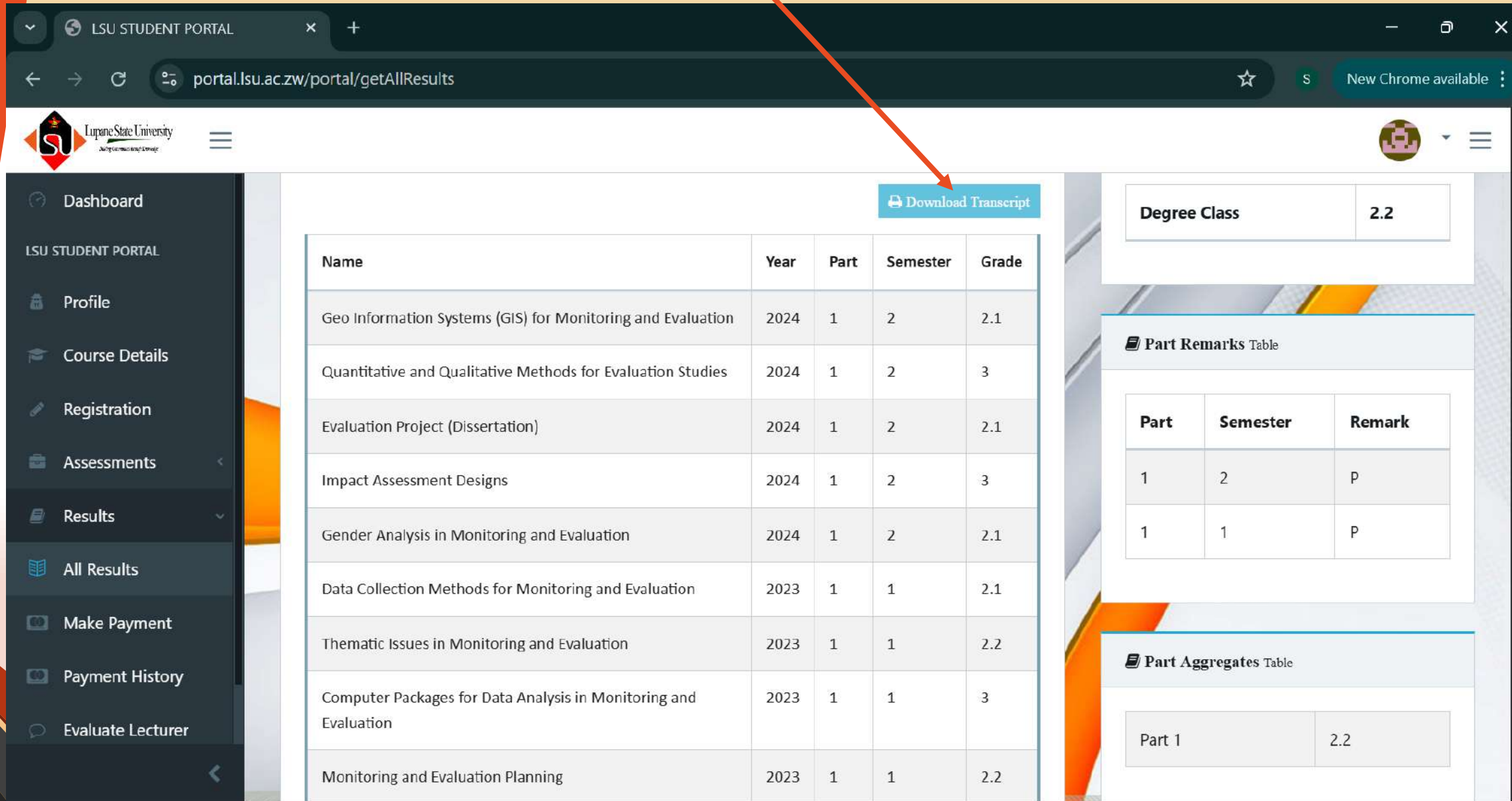
Part Remarks Table

Part	Semester	Remark
1	2	P
1	1	P

Part Aggregates Table

Part 1	2.2
--------	-----

You can also be able to download your Interim Transcript by clicking on the Download Transcript button



The screenshot shows the LSU Student Portal interface. The browser address bar displays 'portal.lsu.ac.zw/portal/getAllResults'. The portal header includes the LSU logo and a navigation menu on the left. The main content area features a table of course results and a 'Download Transcript' button. The right sidebar shows the 'Degree Class' as 2.2 and two summary tables: 'Part Remarks Table' and 'Part Aggregates Table'.

LSU STUDENT PORTAL

Download Transcript

Name	Year	Part	Semester	Grade
Geo Information Systems (GIS) for Monitoring and Evaluation	2024	1	2	2.1
Quantitative and Qualitative Methods for Evaluation Studies	2024	1	2	3
Evaluation Project (Dissertation)	2024	1	2	2.1
Impact Assessment Designs	2024	1	2	3
Gender Analysis in Monitoring and Evaluation	2024	1	2	2.1
Data Collection Methods for Monitoring and Evaluation	2023	1	1	2.1
Thematic Issues in Monitoring and Evaluation	2023	1	1	2.2
Computer Packages for Data Analysis in Monitoring and Evaluation	2023	1	1	3
Monitoring and Evaluation Planning	2023	1	1	2.2

Degree Class 2.2

Part Remarks Table

Part	Semester	Remark
1	2	P
1	1	P

Part Aggregates Table

Part 1	2.2
--------	-----



the end

Any Challenges, Please don't hesitate to contact ICTS Department through email on icts@lsu.ac.zw.

All the best in your studies!!!